

# Cellometer<sup>®</sup> CHT4-SD Cell Counting Chamber User Instructions

The CHT4-SD cell counting chamber is covered on both sides by a protective film (fig. 1). Both films need to be removed prior to use.

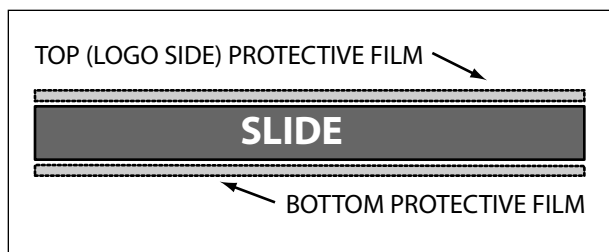
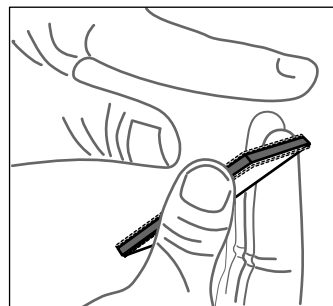


figure 1



Gloves are required for this operation.

Hold CHT4-SD slide with one hand and remove the protective film with the other hand (See figure 2).

figure 2

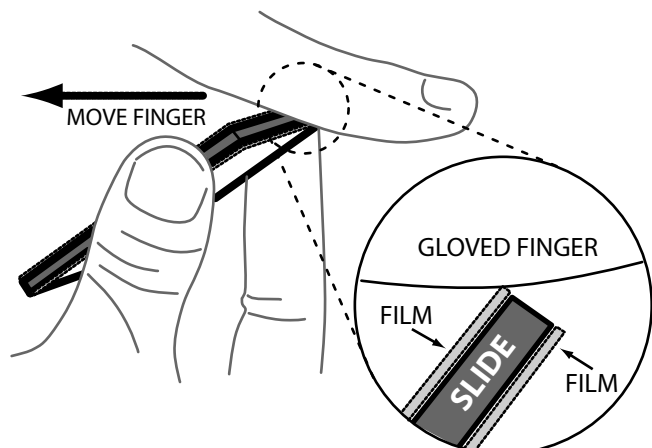


figure 3

**STEP 1:** Remove **Bottom** protective film first.

- Hold CHT4-SD slide with bottom film facing up.
- Contact the slide edge with a gloved finger (**fig.3**).
- Move finger away from the edge (**fig. 4**).
- Peel up the protective film and completely remove it from the counting slide slowly.

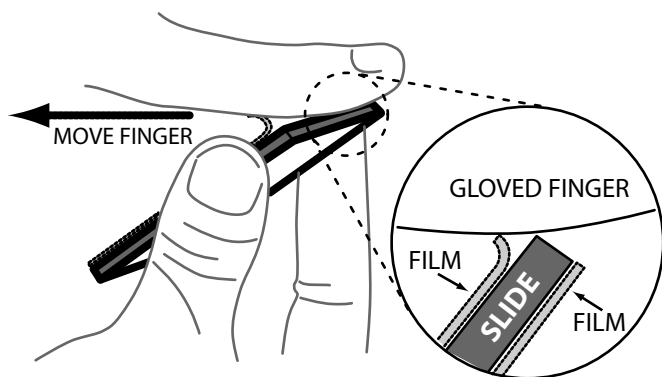


figure 4

**STEP 2:** Turn slide over and repeat **step 1** to remove top film.

**Step 3:** Place counting chamber face up on a clean Kimwipe.

**Step 4:** Load cell suspension.